

**TraFFix
Devices Inc.**



Engineered Products for Safer Highways

DELTA[®]
— INTELLIGENT CRASH CUSHION —

DELTA[®] Intelligent Crash Cushion

Redirective Non-Gating Crash Cushion

MASH Tested, Passed and Eligible TL-3



Co-Developed with:




Significantly Simple



- No Hydraulic Cylinders
- No Cartridges
- No Modules
- No Cables
- No Pulleys
- No Tension Bars

Easiest Installation Process




Works as its own template. Set in place, drill and install **39 anchor bolts**.



Comes almost completely pre-assembled. After anchor bolts are installed, attach the nose module with **4 bolts**.

Attenuating Energy, Simply

Attenuates energy with shear bolts tearing through cut-outs of various sizes & shapes.



Pre-Impact Panel



Post-Impact Panel

www.traffixdevices.com

PRODUCT BULLETIN

First Ever “Connected Crash Cushion”

The Sentinel® Impact Tracker now comes as standard equipment on every DELTA Intelligent Crash Cushion.




Weights & Measures


Weight:	2,210 lbs. / 1,002 kg
Length:	21 ft. / 6.4 m
Width:	30 in. / 762 mm
Height:	32 in. / 813 mm

Uncompromised Testing Integrity


All tests performed at a third party ISO Certified Facility.




Small Car,
0° Angle, 1/4 Offset




Heavy Truck,
0° Angle, Centered




Small Car,
15° Angle, Centered




Heavy Truck,
15° Angle, Centered




Small Car,
15° Angle, CIP 1 FT.
Downstream from
Upstream End




Heavy Truck,
25° Angle, CIP 1 FT.
Downstream from
Upstream End



Heavy Truck,
25° Angle, CIP 7 FT.
Downstream from
Upstream End




Heavy Truck,
25° Angle,
Reverse CIP 4.3 FT.
Downstream from
Upstream End



Mid-size Car,
0° Angle, Centered

Significantly Simple and Safe



**TraFFix
Devices Inc.**

Engineered Products for Safer Highways

160 Avenida La Pata, San Clemente, CA 92673
(949) 361-5663 FAX (949) 361-9205
www.traffixdevices.com

Distributed by: