


**TraFFix
Devices Inc.**



Engineered Products for Safer Highways



Features:

- MASH Eligible as TL-1 & TL-2 when connected to TraFFix Water-Cable Barrier
- MASH Eligible as TL-2 when connected to concrete median barrier
- Stout Design Eliminates Vaulting of the Impacting Vehicle
- Containment Impact Sled (CIS) Minimizes Debris Field
- Quick and Easy Setup Minimizes Installation and Worker Exposure Time
- No Foundation Anchoring Required, Complete System is Free Standing
- Narrow Width is Ideal for Confined Work Zones and Lower Speed Applications



PRODUCT BULLETIN



SLED mini™

Specification:

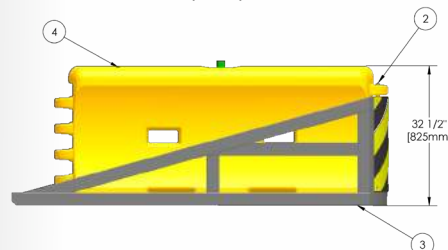
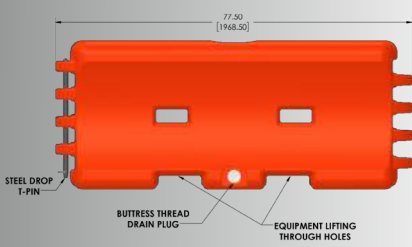
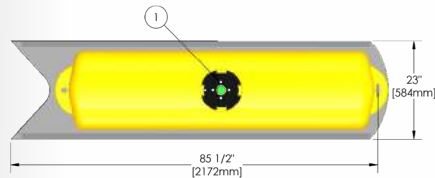
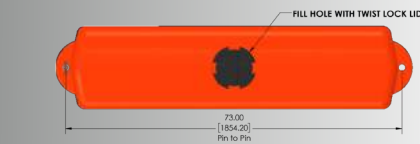
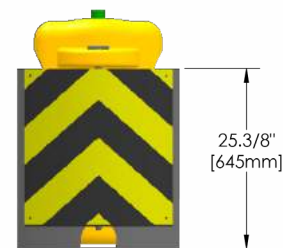
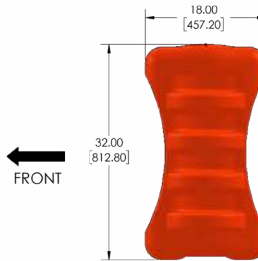

The SLED mini™ is a narrow, non-directive gating crash cushion. SLED mini is MASH Eligible as an End Treatment when connected to TrafFix Water-Cable Barrier™, (TL-1 & TL-2) and concrete median barrier, (TL-2). The SLED mini End Treatment does not require foundation anchor bolts to be attached to the road or bridge deck, The Yellow Module resting in the Containment Impact SLED is required to be filled with water. The SLED mini contains three internal cables. It is designed to deform and rupture on impact, absorbing the energy of the errant vehicle. The complete crash cushion can be installed quickly, with as little as one pick-up truck and two workers, on compacted dirt, gravel, decomposed granite, asphalt or concrete.



Truck Impact



Car Impact



SPECIFICATIONS:		
LENGTH:	72 in.	1.83 m
HEIGHT:	32 in.	0.81 m
WIDTH:	32 in.	0.81 m
WEIGHT (empty):	100 lbs.	45.35 kg.
WEIGHT (full):	1,070 lbs.	485.35 kg.

MASH Eligibility Letters:	
CC-142	
CC-144	



Distributed by:

160 Avenida La Pata, San Clemente, CA 92673
 (949) 361-5663 FAX (949) 361-9205
 www.traffixdevices.com